

MG WINDSOR *EV*

LIVE BUSINESS CLASS



WHY SHOULD THE LUXURY OF COMFORT
AND SPACE BE RESTRICTED TO A SELECT FEW?
HOW LONG WILL WE DRIVE COMPROMISES?

NOT ANYMORE.

WE HAVE REIMAGINED THE CODES OF LUXURY,
REDEFINED THE BENCHMARKS OF COMFORT,
AND REKINDLED THE IDEA OF IMMERSIVE TRAVEL.

SO YOUR DRIVES FEEL BEYOND THE ORDINARY.
SO YOU TRAVEL FURTHER.

SO YOU DISCOVER MORE IN YOUR JOURNEYS.
SO YOU ENJOY AN EXPERIENCE THAT'S

TRULY A CLASS APART.

 **WINDSOR** *EV*
LIVE BUSINESS CLASS





WHAT'S NEW IN WINDSOR PRO?



449* KMS IN A SINGLE CHARGE



DUAL TONE IVORY INTERIORS



AUTONOMOUS LEVEL-2[†] ADAS



VEHICLE TO LOAD (V2L[#])



52.9 kWh PRISMATIC CELL BATTERY



POWERED TAILGATE



R18 DUAL TONE MACHINED ALLOY WHEELS



VEHICLE TO VEHICLE (V2V^{††})



3 NEW COLOURS

Images & depictions are for illustration & representation purposes only. Features, accessories, and specifications as shown are not standard for all variants. *Specified range is as per standard MIDC test procedure (Part 1 + Part 2), carried out by certifying authority. Range may vary depending on various driving behaviour, traffic conditions, speeds, vehicle loads etc. †Advanced Driver Assistance System (ADAS) is not a substitute for human eye and driver vigilance, it is a driver assist system that enhances driving experience and safety. The driver shall remain responsible for safe, vigilant and attentive driving. Features and specifications may vary model wise. Refer to the Owner's Manual for the functioning of ADAS. ††Maximum amount of power output is 3kVA. The V2L adapter is designed exclusively for MG Windsor EV. Use only as directed, following the manufacturer's guidelines. JSW MG Motor are not responsible for any damage caused by improper use, unauthorized modifications, or external factors. Performance may vary based on vehicle Battery capacity, environmental conditions, and connected devices. Always adhere to local regulations and safety standards when using the V2L adapter. †††Only for compatible EV models at a power output of 3kVA. T&C apply.

INTERIORS





FIRST-IN-SEGMENT

AERO-LOUNGE™
SEATS
WITH 135° RECLINE

COMFORT TAKEN TO A NEW ANGLE

Rediscover the joy of comfort when its boundaries are pushed to a whole new level. Enjoy the calm as you sit back and relax on the cosy seats with 135° multi-level recline.

Images & depictions are for illustration & representation purposes only. Features, accessories, and specifications as shown are not standard for all variants. T&C apply.

CHOOSE YOUR HUE OF LUXURY AND COMFORT



DUAL TONE IVORY INTERIORS



KNIGHT BLACK INTERIORS

Images & depictions are for illustration & representation purposes only. Features, accessories, and specifications as shown are not standard for all variants. T&C apply.



FIRST-IN-SEGMENT

INFINITY VIEW™ GLASS ROOF

ENJOY SKY-HIGH VIEWS ON EVERY JOURNEY

Imagine an invisible roof and the endless vistas that it offers. Experience them all in every drive with the MG Windsor EV.

Images & depictions are for illustration & representation purposes only. Features, accessories, and specifications as shown are not standard for all variants. T&C apply.



LARGEST-IN-SEGMENT

GRANDVIEW™
TOUCH DISPLAY

ENTERTAINMENT JUST A TOUCH AWAY

Make your journeys more delightful with your favourite applications on a futuristic 39.6 cm (15.6 inch) infotainment system.



9-SPEAKER AUDIO
SYSTEM BY **Infinity**

SOUNDS INFINITELY BETTER

Surround yourself with nine speakers that make your entertainment sound more powerful.
4 Speakers | 4 Tweeters | 1 Subwoofer

Images & depictions are for illustration & representation purposes only. Features, accessories, and specifications as shown are not standard for all variants. T&C apply.



FIRST-IN-SEGMENT
256 COLOUR AMBIENT LIGHT

LED BY YOUR MOOD

Turn on the splendid ambient lighting with auto change technology and make your drives express the way you feel.



WIRELESS SMARTPHONE CHARGER



WIRELESS ANDROID AUTO & APPLE CARPLAY

Images & depictions are for illustration & representation purposes only. Features, accessories, and specifications as shown are not standard for all variants. T&C apply.



BEST-IN-CLASS
REAR LEGROOM

LIVE MILES OF OPULENCE


Enjoy ultimate comfort with Dual Tone Ivory interiors, featuring Royal Touch Gold highlights and soft touch material on the dashboard and door trims.



VENTILATED FRONT ROW SEATS



MULTI-FUNCTION
STEERING CONTROLS



WOODEN FINISH HIGHLIGHTS

Images & depictions are for illustration & representation purposes only. Features, accessories, and specifications as shown are not standard for all variants. T&C apply.



DRIVER ARMREST STORAGE



REAR-CENTRE ARMREST WITH CUPHOLDERS



FIRST-IN-SEGMENT
6-WAY POWER DRIVER SEAT



POWERED TAILGATE

LARGEST-IN-SEGMENT
604* l BOOT SPACE


SPACE FOR YOUR WORLD

Keep your journeys going with powered tailgate and a storage space that holds what you need and more.

Images & depictions are for illustration & representation purposes only. Features, accessories, and specifications as shown are not standard for all variants. MG Motor India urges drivers to follow traffic rules, which are meant to keep them safe on roads. T&C apply. *Boot Space of Excite & Exclusive variant is 604L, Essence, Exclusive Pro and Essence Pro have 579L of Boot space.

EXTERIORS





AEROGLIDE™ DESIGN

A MARVEL ON THE MOVE

A unique form that lets you enjoy the spotlight on the roads.



2700 mm

BEST-IN-CLASS
2700 mm WHEELBASE

THE LONG STRETCH OF STABILITY

Long wheelbase that makes your drive smooth, stable and spacious.

Images & depictions are for illustration & representation purposes only. Features, accessories, and specifications as shown are not standard for all variants. T&C apply.

SMARTFLOW™ TAIL LIGHT

CONNECTED LED TAIL LAMPS

STARSTREAK™ LED

LED FRONT POSITIONING LAMPS & DRLS




ILLUMINATED
FRONT MG LOGO

LED HEAD LAMPS



**R18 DUAL TONE MACHINED
ALLOY WHEELS**

R18 Dual Tone Machined Alloy Wheels that make your drives the centre of attraction.



FIRST IN - SEGMENT
GLASS ANTENNA



SMART FLUSH DOOR HANDLES
Auto-pop stylish handles that blend
seamlessly with the exteriors.

Images & depictions are for illustration & representation purposes only. Features, accessories, and specifications as shown are not standard for all variants. T&C apply.

SAFETY & PERFORMANCE



POWER YOUR DRIVE

The long-lasting and reliable battery of the MG Windsor EV delivers a powerful performance in all four driving modes - Eco+, Eco, Normal and Sports - and keeps you free of worries and immersed in the drive.

Our prismatic cell battery meets the optimal safety standards and is certified to operate with durability and stability.



52.9 kWh PRISMATIC CELL BATTERY



449 km* IN A SINGLE CHARGE



39 STRINGENT SAFETY TESTS



IP67: WATER & DUST RESISTANCE CERTIFICATION



FIRST-IN-SEGMENT BATTERY HEATING FUNCTION



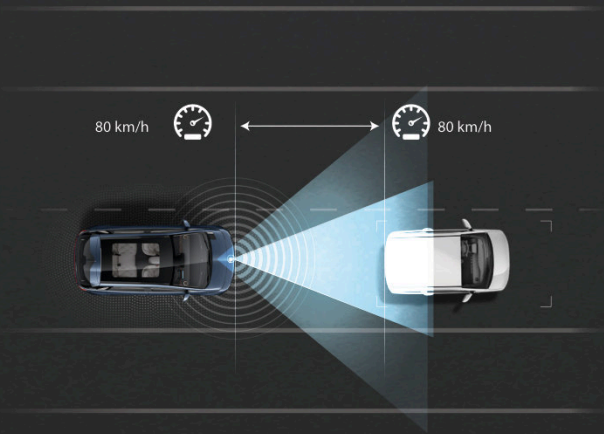
LIQUID COOLING SYSTEM

AUTONOMOUS LEVEL 2 FEATURES

The MG Windsor PRO features 12 Advanced Driver Assistance System (ADAS) functions, operating on 3 levels of warning (haptic, audio, and visual).

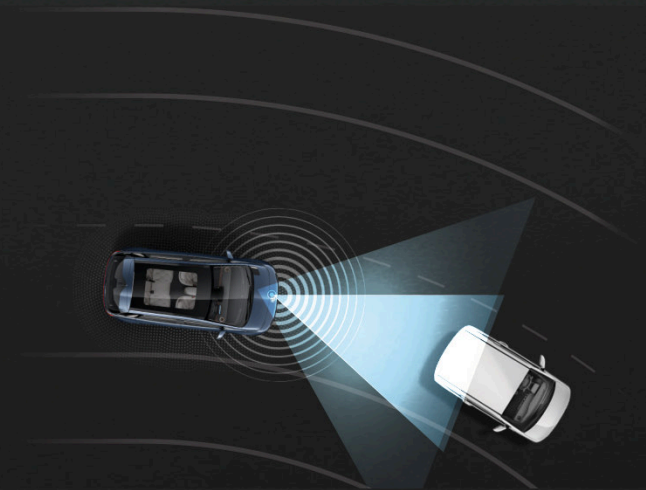
Its Autonomous Level 2 capabilities enhance comfort and safety by automating driving controls, including acceleration, braking, and steering assistance, to provide a more secure driving experience.





TRAFFIC JAM ASSIST (TJA)

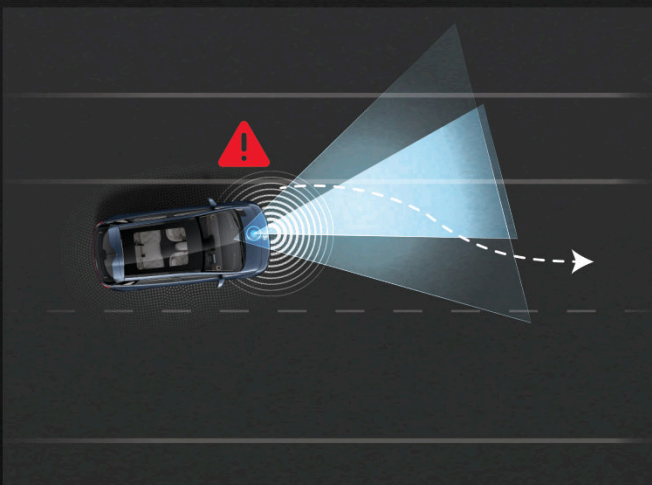
TJA combines Adaptive Cruise Control (ACC) and Lane Keep Assist (LKA) to navigate heavy traffic with ease. It maintains a safe distance and keeps the vehicle centred in its lane, reducing driver effort and enhancing safety and comfort in congested traffic conditions.



ADAPTIVE CRUISE CONTROL (ACC)

Bend Cruise Assistance (BCA)

The ACC system senses the road ahead, automatically adjusting speed to maintain a safe distance from the vehicle in front. The BCA sub-function further enhances this by adjusting the vehicle speed when approaching curves, ensuring a smooth and safe drive.



LANE FUNCTIONS

Lane Departure Warning (LDW)
Lane Departure Prevention (LDP)
The camera monitors lane markings, warning the driver of deviations and assisting with steering to prevent unintentional lane departure.

Lane Keep Assist (LKA sub-function of TJA)

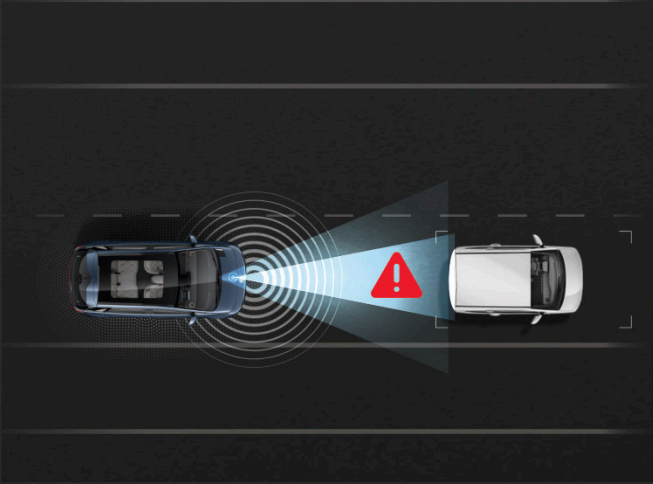
LKA ensures the car is being driven in the centre of the lane.

FORWARD COLLISION WARNING

Forward Collision Warning (FCW)

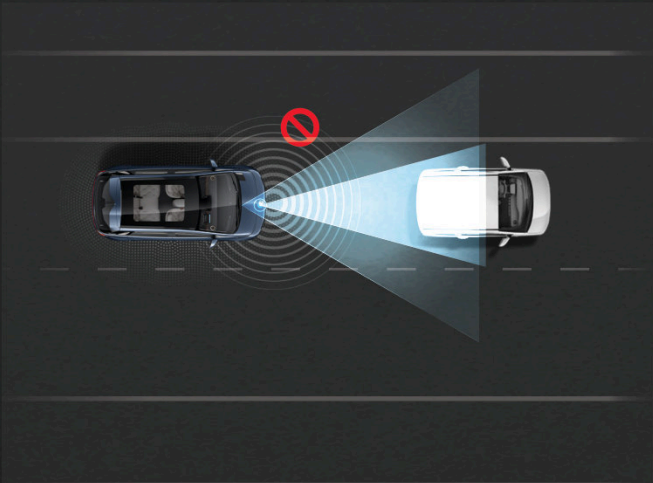
Automatic Emergency Braking System (AEB)

If the driver doesn't respond to a Forward Collision Warning, the vehicle automatically decelerates to prevent a collision. Operating between 10-120 km/h, AEB detects vehicles and can reduce speed by up to 60 km/h.



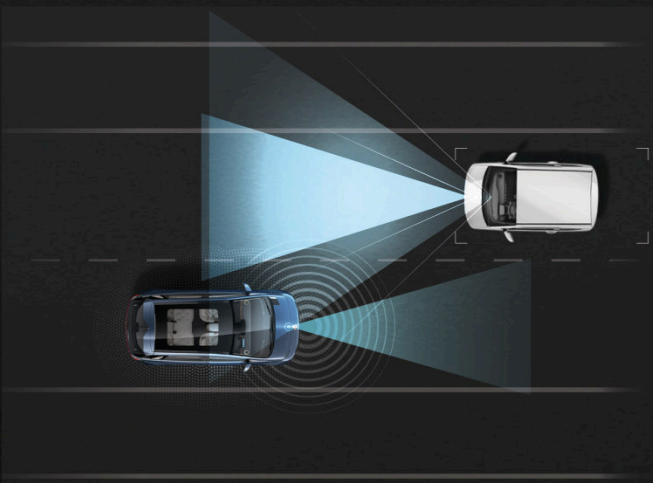
INTELLIGENT HYDRAULIC BRAKING ASSISTANCE (IHBA)

The feature assists driver in situation where the driver applies the brake, but the braking force is insufficient. Under such scenarios, the system will automatically increase the braking force according to the situation.




INTELLIGENT HEADLAMP CONTROL (IHC)

Intelligent Headlamp Control (IHC) activates and deactivates the high beam, depending on the oncoming traffic and environmental situations. Thus, preventing other road users from blinding due to high beam.





6 AIRBAGS* (DUAL FRONT, SIDE & CURTAIN)
STANDARD ACROSS ALL VARIANTS



360° SURROUND VIEW CAMERAS AND REAR PARKING SENSORS

Images & depictions are for illustration & representation purposes only. Features, accessories, and specifications as shown are not standard for all variants. *Refer to the Owner's Manual for detailed information on the operation and functioning of Air Bag system. T&C apply.



- Ultra-High Strength Steel
- Advanced High Strength Steel
- High Strength Steel
- Hot Formed Steel

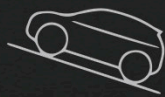
SAFETY BY DESIGN

A fortress made of high strength steel designed to keep you and your family safe.

| MORE SAFETY FEATURES



ELECTRONIC STABILITY PROGRAMME



HILL-START ASSIST CONTROL



HILL DESCENT CONTROL



ALL 4 DISC BRAKES



ELECTRIC PARKING BRAKE WITH AUTO HOLD



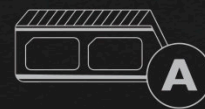
RAIN SENSING WIPERS



DIRECT - TYRE PRESSURE MONITORING SYSTEM



AUTO DIMMING INSIDE REAR VIEW MIRROR



AUTO HEADLAMPS



FOLLOW ME HOME HEADLAMPS



LED CORNERING LIGHTS



LED REAR FOG LAMPS



EMERGENCY STOP SIGNAL (ESS)



3-POINT SEAT BELT (ALL SEATS)



SEAT BELT REMINDER (ALL SEATS)



ISOFIX

| POWER ON THE GO

The Vehicle-to-Load (V2L*) and Vehicle-to-Vehicle (V2V#) feature harnesses the power of the vehicle's battery to energize daily life. This innovative technology converts the DC power from the vehicle's battery into AC power, making it usable for external devices such as laptops, smartphones, power tools, and even home appliances.

With V2L, you can power devices on the go, use the vehicle as a backup power source during outages or emergencies, stay productive while working remotely, or enjoy outdoor activities without worrying about running out of power. The system also features overcharge protection, overload protection, and automatic shutdown to ensure safe and reliable operation.



Images & depictions are for illustration & representation purposes only. Features, accessories, and specifications as shown are not standard for all variants. *Maximum amount of power output is 3kVA. The V2L adapter is designed exclusively for MG Windsor EV. Use only as directed, following the manufacturer's guidelines. JSW MG Motor are not responsible for any damage caused by improper use, unauthorized modifications, or external factors. Performance may vary based on vehicle Battery capacity, environmental conditions, and connected devices. Always adhere to local regulations and safety standards when using the V2L adapter. #Only for compatible EV models at a power output of 3kVA.

DRIVE YOUR EXPRESSION

Pick a colour of choice that speaks to you and add a personal touch to the journeys you go on.

**CELADON
BLUE**



**TURQUOISE
GREEN**



**AURORA
SILVER**



**PEARL
WHITE**



**GLAZE
RED**



**STARRY
BLACK**



SPECIFICATIONS

DIMENSIONS	38kWh	52.9kWh
LENGTH (mm)	4295	4295
WIDTH (mm) (INC. MIRRORS)	2126	2126
WIDTH (mm) (EXC. MIRRORS)	1850	1850
HEIGHT (mm)	1677	1677
BOOT SPACE (L)	604 [^]	579 [^]
UNLADEN GROUND CLEARANCE (mm)	186	186
WHEELBASE (mm)	2700	2700
ELECTRIC MOTOR		
ELECTRIC MOTOR TYPE	Permanent Magnet Synchronous Motor	Permanent Magnet Synchronous Motor
MAX. POWER (PS/kW)	136/100	136/100
MAX. TORQUE (Nm)	200	200
HIGH-VOLTAGE BATTERY		
BATTERY CAPACITY (kWh)	38	52.9
CHARGER CONNECTION TYPE	CCS2	CCS2
ESTIMATED CHARGE TIME (10-100%)	~13.5 hrs [3.3 kW] ~7 hrs [7.4 kW]	~9.5 hrs [7.4 kW]
ESTIMATED CHARGE TIME (20-80%)	~45 Min (45kW)	~50 Min (60kW)
MAXIMUM FAST CHARGING CAPABILITY (kW)	45kW	60kW
RANGE IN SINGLE CHARGE (km)	332*	449*
TRANSMISSION		
TRANSMISSION	Automatic	Automatic
TYRE		
TYRE & WHEEL	215/60 R17 (D=436.6 mm) 215/55 R18 (D=462 mm)	215/55 R18 (D=462 mm)
BRAKES		
FRONT & REAR BRAKES	Disc	Disc
SUSPENSION		
FRONT	MacPherson Strut	MacPherson Strut
REAR	Torsion Beam	Torsion Beam

[^]Boot Space of Excite & Exclusive variant is 604L, Essence, Exclusive Pro and Essence Pro have 579L of Boot space. Features and specifications may vary model wise. Actual performance may vary depending on various conditions including driving pattern, speed, etc. *Specified range is as per standard MIDC test procedure (Part 1 + Part 2), carried out by certifying authority. Range may vary depending on various driving behaviour, traffic conditions, speeds, vehicle loads etc. **Depending on the condition of high-voltage battery, charger specifications, and ambient temperature, the time required for charging the high-voltage battery may vary. T&C apply.

EXTERIOR	38kWh			52.9kWh	
	EXCITE	EXCLUSIVE	ESSENCE	EXCLUSIVE PRO	ESSENCE PRO
LED Projector Headlamps	√	√	√	√	√
LED Daytime Running Lights	√	√	√	√	√
StarStreak™ LED Front Positioning Lamps	√	√	√	√	√
SmartFlow™ LED Tail Light	√	√	√	√	√
Illuminated Front MG Logo	√	√	√	√	√
Wheel Size					
R17 (D = 436.6 mm) Steel Wheel with Wheel Cover	√	-	-	-	-
R18 (D = 462 mm) Diamond Cut Alloy Wheels	-	√	√	-	-
R18 Dual Tone Machined Alloy Wheels	-	-	-	√	√
Turn Indicators on Outside Rear View Mirror	√	√	√	√	√
Flush Door Handles	√	√	√	√	√
Glass Antenna	√	√	√	√	√
Chrome Finish on Window Beltline	-	√	√	√	√

INTERIOR	38kWh			52.9kWh	
	EXCITE	EXCLUSIVE	ESSENCE	EXCLUSIVE PRO	ESSENCE PRO
Knight Black Interiors	√	√	√	-	-
Gold Interior Highlights	√	√	√	√	√
Dual Tone Ivory Interiors	-	-	-	√	√
Leather* Pack					
Dashboard	-	√	√	√	√
Driver Armrest	√	√	√	√	√
Door Trims	-	√	√	√	√
Steering Wheel	-	√	√	√	√
Seat Upholstery					
Fabric Seats	√	-	-	-	-
Leather* Seats	-	√	√	√	√
60:40 Rear Split Seats	√	√	√	√	√
Front & Rear Height Adjustable Headrests	√	√	√	√	√
Front Console Storage					
Open Storage	√	-	-	-	-
Roller Shutter	-	√	√	√	√
Multi Colour LED Ambient Lights (With 256 Colours)	-	-	√	-	√
LED Luggage Lamp	√	√	√	√	√
Rear AC Vents	√	√	√	√	√
PM2.5 Filter	-	-	√	-	√
Reading Lights					
LED Front Reading Lamp	√	√	√	√	√
LED Rear Reading Lights	-	√	√	√	√

INFOTAINMENT	38kWh			52.9kWh	
	EXCITE	EXCLUSIVE	ESSENCE	EXCLUSIVE PRO	ESSENCE PRO
Infotainment Display					
25.6 cm (10.1 inch) Touch Display	√	-	-	-	-
39.6 cm (15.6 inch) GrandView™ Touch Display	-	√	√	√	√
USB + FM + Bluetooth Music & Calling	√	√	√	√	√
Steering Mounted Audio Controls	√	√	√	√	√
USB Chargers (Front 2 - I Type A & I Type C/Rear 1 - Type C)	√	√	√	√	√
12V Power Outlet	√	√	√	√	√
Wireless Android Auto & Apple Carplay	√	√	√	√	√
6 Speakers	√	√	-	-	-
9 Speakers Audio System by Infinity	-	-	√	√	√

COMFORT & CONVENIENCE	38kWh			52.9kWh	
	EXCITE	EXCLUSIVE	ESSENCE	EXCLUSIVE PRO	ESSENCE PRO
Infinity View™ Glass Roof	-	-	√	-	√
Aero-Lounge™ Seats					
Ventilated Front Row Seats (Driver & Co-driver)	-	-	√	-	√
Multi-level Reclining Rear Seat	√	√	√	√	√
Instrument Cluster					
Fully Digital 17.7 cm (7 inch) LCD Cluster	√	-	-	-	-
Fully Digital 22.3 cm (8.8 inch) LCD Cluster	-	√	√	√	√
Driver Seat Height Adjustment					
Manual Adjustment	√	-	-	-	-
6 Way Power Adjustable	-	√	√	√	√
Powered Tailgate	-	-	-	-	√
Steering Column Mounted E-shifter	√	√	√	√	√
Smart Entry System	√	√	√	√	√
Smart Start System	√	√	√	√	√
Smart Flush Door Handles	-	√	√	√	√
Tilt & Telescopic Steering Wheel	√	√	√	√	√
Cruise Control	√	√	√	√	√
Fully Automatic Temperature Control	√	√	√	√	√
Wireless Smartphone Charger^	-	√	√	√	√
Outside Rear View Mirror with Electric Adjustment	√	√	√	√	√
Outside Rear View Mirror Fold					
Manual Fold	√	-	-	-	-
Power Folding ORVM with Auto Fold	-	√	√	√	√
Sunvisor with Vanity Mirror & Illumination	-	√	√	√	√
Power Window					
All 4 Door Power Window	√	√	√	√	√
All Door Window One Touch Auto Down	√	√	√	√	√
Driver Side Window Auto Up	√	-	-	-	-
All Door Window One Touch Auto Up with Anti Pinch	-	√	√	√	√
Rear Seat Centre Armrest with Cup Holder	-	√	√	√	√
V2L (Vehicle To Load)*	-	-	-	-	√
V2V (Vehicle To Vehicle)**	-	-	-	-	√

SAFETY	38kWh			52.9kWh	
	EXCITE	EXCLUSIVE	ESSENCE	EXCLUSIVE PRO	ESSENCE PRO
6 Airbags^ (Dual Front, Side & Curtain)	√	√	√	√	√
3-Point Seat Belt (All Seats)	√	√	√	√	√
Seat Belt Reminder (All Seats)	√	√	√	√	√
Electronic Stability Program	√	√	√	√	√
Hill Hold Assist	√	√	√	√	√
Hill Descent Control	√	√	√	√	√
Emergency Stop Signal (ESS)	√	√	√	√	√
360 Degree Camera	-	√	√	√	√
Rear Parking Sensors	√	√	√	√	√
LED Cornering Lights	-	√	√	√	√
LED Rear Fog Lamps	√	√	√	√	√
Tyre Pressure Monitoring System					
Indirect	√	-	-	-	-
Direct	-	√	√	√	√
All 4 Disc Brakes	√	√	√	√	√
Auto Hold	√	√	√	√	√
Electric Parking Brake	√	√	√	√	√
ISOFIX	√	√	√	√	√
Rain Sensing Wipers	√	√	√	√	√
Auto Headlamps	√	√	√	√	√
Follow Me Home Headlamps	√	√	√	√	√

Features and specifications may vary model wise. In view of our policy of continuously improving our products, we reserve the right to alter specifications, features and designs without prior notice and without liability. Please check details with your nearest MG dealer for latest information. *Maximum amount of power output is 3kVA. **Only for compatible EV models at a power output of 3kVA. The V2L adapter is designed exclusively for MG Windsor EV. Use only as directed, following the manufacturer's guidelines. JSW MG Motor are not responsible for any damage caused by improper use, unauthorized modifications, or external factors. Performance may vary based on vehicle Battery capacity, environmental conditions, and connected devices. Always adhere to local regulations and safety standards when using the V2L adapter. *Refer to the Owner's Manual for detailed information on the operation and functioning of Air Bag system.

SAFETY	38kWh			52.9kWh	
	EXCITE	EXCLUSIVE	ESSENCE	EXCLUSIVE PRO	ESSENCE PRO
Dual Horn	✓	✓	✓	✓	✓
Child Lock	✓	✓	✓	✓	✓
Inside Rear View Mirror					
Manual Anti-Glare	✓	-	-	-	-
Auto Dimming	-	✓	✓	✓	✓
Rear Defogger	-	✓	✓	✓	✓

ADAS (Autonomous Level 2)*	38kWh			52.9kWh	
	EXCITE	EXCLUSIVE	ESSENCE	EXCLUSIVE PRO	ESSENCE PRO
Traffic Jam Assist (TJA)	-	-	-	-	✓
Vehicle Safe Stop	-	-	-	-	✓
Adaptive Cruise Control (ACC)	-	-	-	-	✓
Bend Cruise Assistance (BCA)	-	-	-	-	✓
Lane Departure Warning (LDW)	-	-	-	-	✓
Lane Departure Prevention (LDP)	-	-	-	-	✓
Lane Keep Assist (LKA)	-	-	-	-	✓
Intelligent Headlamp Control (IHC)	-	-	-	-	✓
Front Collision Warning (FCW)	-	-	-	-	✓
Automatic Emergency Braking (AEB)	-	-	-	-	✓
Automatic Emergency Braking-Pedestrian (AEB-P)	-	-	-	-	✓
Intelligent Hydraulic Braking Assistance (IHBA)	-	-	-	-	✓

Charger Details	38kWh			52.9kWh	
	EXCITE	EXCLUSIVE	ESSENCE	EXCLUSIVE PRO	ESSENCE PRO
3.3 kW Portable Charging Cable	✓	✓	✓	✓	✓
3.3 kW AC Home Charging Box	✓	✓	-	-	-
7.4 kW AC Fast Charger	-	-	✓	✓	✓

*Advanced Driver Assistance System (ADAS) is not a substitute for human eye and driver vigilance, it is a driver assist system that enhances driving experience and safety. The driver shall remain responsible for safe, vigilant and attentive driving. Features and specifications may vary model wise. Refer to the Owner's Manual for the functioning of ADAS. In view of our policy of continuously improving our products, we reserve the right to alter specifications, features and design without prior notice and without liability. Please check model details with your nearest dealer for latest information. Please check details with your nearest MG dealer for latest information.

450+ CENTRES TO COME SAY “HELLO, MG!”

We are always by your side no matter where you are and constantly expanding our network, so that you are just a ‘Hello’ away.



*In view of our policy of continuously improving our products, MG Motor India Private Limited reserves the right to change, without notice, policies model, price, colours or equipment specification and also to discontinue models and/ or replace any part or accessory with any other product without any prior notice and liability. Accessories and features shown in the pictures may not be a part of standard equipment and will differ according to the variant. The information contained in this brochure is indicative, non-binding and is provided as is, without any warranties of any kind, whether expressed or implied. The contents of this brochure are for general information purposes only and do not constitute advice.



MORRIS GARAGES
Since 1924

FOR ANY QUERIES CONTACT +977-9801020062 OR VISIT WWW.MGMOTOR.COM.NP

